



ARGUS LABS

SMART REFRIGERATORS
CATALOG 2020

WWW.ARGUSLABS.US

Feature Matrix

Pharmacy and Chromatography refrigerators which are designed to meet the dimensional and temperature requirements of the scientific community.


**Laboratory Refrigerators | Pharmaceutical Refrigerators
Blood Bank Refrigerators | Undercounter Refrigerators**

- | | |
|---------------------------------|---------------------|
| Precise Uniformity | Energy Savings |
| Temperature Stability | Alarms & Monitoring |
| Microprocessor based controller | CFC-Free |
| Quiet, Reliable Compressors | Service |
| Cycle Defrost | Ergonomic Design |

SMART REFRIGERATOR

Smart refrigerator for remote monitoring, remote control and remote diagnostics.

- | | |
|--------------------------|---|
| Wi-Fi Connectivity | Remote Set Point |
| Cell Phone | Remote Diagnostics |
| T Air / T Product (NIST) | iOS/Android/Web Portal to Manage System |



Refrigerator

Selection Guide



| Model | EL-RG-4H | EL-RG-12H | EL-RG-16H | EL-RG-23H | EL-RG-49H | EL-RG-12H Smart | EL-RG-16H Smart | EL-RG-23H Smart | EL-RG-49H Smart |
|----------------------------------|-------------------|-------------------|-------------------|-------------------|--------------------|-------------------|-------------------|-------------------|--------------------|
| Temp. range(°C) | 2±8 | 2±8 | 2±8 | 2±8 | 2±8 | 2±8 | 2±8 | 2±8 | 2±8 |
| Capacity | 118 L / 12 Cu.Ft. | 290 L / 12 Cu.Ft. | 390 L / 16 Cu.Ft. | 610 L / 23 Cu.Ft. | 1378 L / 49 Cu.Ft. | 290 L / 12 Cu.Ft. | 390 L / 16 Cu.Ft. | 610 L / 23 Cu.Ft. | 1378 L / 49 Cu.Ft. |
| Shelves/Baskets | 3/1 | 5/1 | 7/1 | 6/0 | 12/0 | 5/1 | 7/1 | 6/0 | 12/0 |
| Exterior Dimensions W x D x H | 597 x 635 x 835 | 665 x 710 x 1665 | 665 x 710 x 1965 | 780 x 840 x 1945 | 1400 x 875 x 1980 | 665 x 710 x 1665 | 665 x 710 x 1965 | 780 x 840 x 1945 | 1400 x 875 x 1980 |
| Net Weight(Kg) | 41 | 105 | 116 | 204 | 310 | 105 | 116 | 204 | 310 |
| Voltage(V/Hz) | 115V 60Hz | 115V 60Hz | 115V 60Hz | 115V 60Hz | 115V 60Hz | 115V 60Hz | 115V 60Hz | 115V 60Hz | 115V 60Hz |
| Power(W) | 135 | 340 | 380 | 490 | 850 | 340 | 380 | 490 | 850 |
| Wi-Fi | x | x | x | x | x | ✓ | ✓ | ✓ | ✓ |
| Cell Phone | x | x | x | x | x | optional | optional | optional | optional |
| Serial Port | x | x | x | x | x | ✓ | ✓ | ✓ | ✓ |
| T product (NIST) | x | x | x | x | x | ✓ | ✓ | ✓ | ✓ |
| T Air | x | x | x | x | x | ✓ | ✓ | ✓ | ✓ |
| Remote set point | x | x | x | x | x | ✓ | ✓ | ✓ | ✓ |
| Remote Diagnostics | x | x | x | x | x | ✓ | ✓ | ✓ | ✓ |

EL-RG-4H

Elite Series 4 cu ft glass door refrigerator



Air Cooling, Auto defrost

Better cabinet temperature uniformity



Adjustable Shelves

The shelves are adjustable to any height and satisfy different requirements.



Five Alarm Functions

High/low temperature, Power failure, Door ajar, Sensor error, Low battery

TECHNICAL DATA

| Voltage(V/Hz) | Power(W) | Temp. range(°C) | Capacity(L/Cu.Ft.) | Net Weight(Kg) | Shelves/Baskets |
|---------------|----------|-----------------|--------------------|----------------|-----------------|
| 115V 60Hz | 135 | 2±8 | 118 L / 4 Cu.Ft. | 41 | 3/1 |

DIMENSIONS

| Exterior Dimension(mm) | | Interior Dimension(mm) | Packing Dimension(mm) | Container Load (sets) |
|------------------------|-----|------------------------|-----------------------|-----------------------|
| W | 597 | 515 | 675 | 20'/40'/40'H |
| D | 635 | 415 | 680 | |
| H | 835 | 630 | 930 | 48/102/102 |

FEATURES

- High efficiency refrigeration system for optimal performance
- Forced-air cooling with internal fan for maximum temperature uniformity and stability
- Cooling fan is permanently lubricated for long life
- Automatic defrost maintains optimum cooling capacity
- Multiple alarm system for safe and reliable operation
- Glass door with electric heat reduces condensation



EL-RG-12H

Elite Series 12 cu ft glass door refrigerator



Air Cooling, Auto defrost

Better cabinet temperature uniformity



Adjustable Shelves

The shelves are adjustable to any height and satisfy different requirements.



Five Alarm Functions

High/low temperature, Power failure, Door ajar, Sensor error, Low battery



TECHNICAL DATA

| Voltage(V/Hz) | Power(W) | Temp. range(°C) | Capacity (L/Cu.Ft.) | Net Weight(Kg) | Shelves/Baskets |
|---------------|----------|-----------------|---------------------|----------------|-----------------|
| 115V 60Hz | 340 | 2±8 | 290 L / 12 Cu.Ft. | 105 | 5/1 |

DIMENSIONS

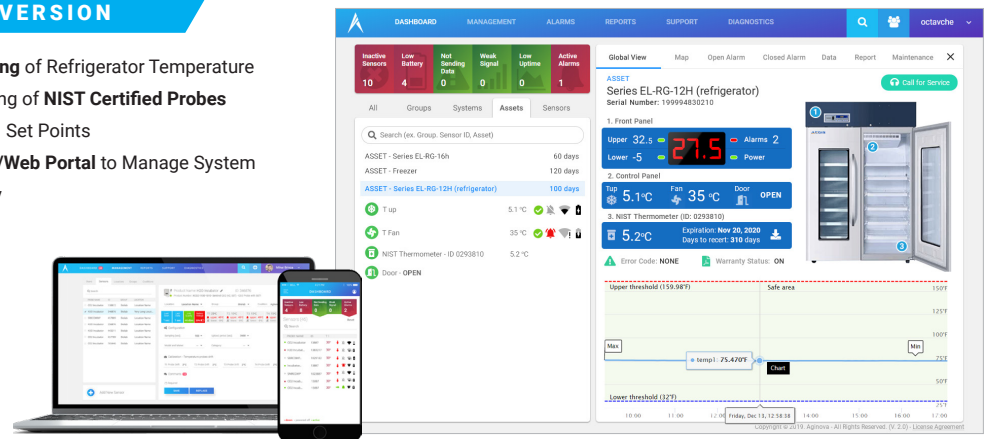
| Exterior Dimension(mm) | | | Interior Dimension(mm) | | | Packing Dimension(mm) | | | Container Load (sets) | | |
|------------------------|------|--|------------------------|------|--|-----------------------|------|--|-----------------------|--|--------------|
| W | 665 | | | 530 | | | 735 | | | | 20'/40'/40'H |
| D | 710 | | | 555 | | | 800 | | | | |
| H | 1665 | | | 1080 | | | 1800 | | | | 16/32/32 |

FEATURES

- High efficiency refrigeration system for optimal performance
- Forced-air cooling with internal fan for maximum temperature uniformity and stability
- Cooling fan is permanently lubricated for long life
- Automatic defrost maintains optimum cooling capacity
- Multiple alarm system for safe and reliable operation
- Glass door with electric heat reduces condensation

EL-RG-12H SMART VERSION

- **Remote Monitoring** of Refrigerator Temperature
- Remote Monitoring of **NIST Certified Probes**
- Remotely Control Set Points
- Use **iOS/Android/Web Portal** to Manage System
- **WiFi** Connectivity



EL-RG-16H

Elite Series 16 cu ft glass door refrigerator



Air Cooling, Auto defrost

Better cabinet temperature uniformity



Adjustable Shelves

The shelves are adjustable to any height and satisfy different requirements.



Five Alarm Functions

High/low temperature, Power failure, Door ajar, Sensor error, Low battery



TECHNICAL DATA

| Voltage(V/Hz) | Power(W) | Temp. range(°C) | Capacity(L/Cu.Ft.) | Net Weight(Kg) | Shelves/Baskets |
|---------------|----------|-----------------|--------------------|----------------|-----------------|
| 115V 60Hz | 340 | 2±8 | 390 L / 16 Cu.Ft. | 116 | 7/1 |

DIMENSIONS

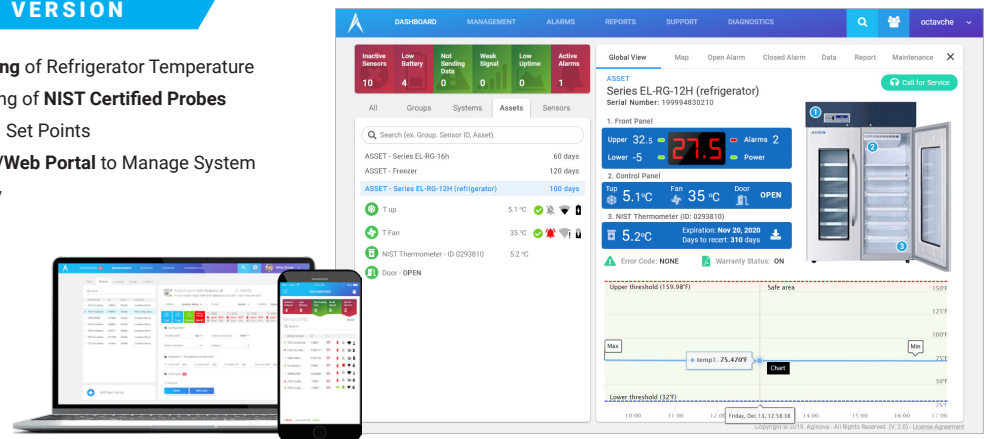
| Exterior Dimension(mm) | | | Interior Dimension(mm) | | | Packing Dimension(mm) | | | Container Load (sets) | | |
|------------------------|------|--|------------------------|------|--|-----------------------|------|--|-----------------------|--|--------------|
| W | 665 | | | 530 | | | 735 | | | | 20'/40'/40'H |
| D | 710 | | | 555 | | | 800 | | | | |
| H | 1965 | | | 1380 | | | 2100 | | | | 16/32/32 |

FEATURES

- High efficiency refrigeration system for optimal performance
- Forced-air cooling with internal fan for maximum temperature uniformity and stability
- Cooling fan is permanently lubricated for long life
- Automatic defrost maintains optimum cooling capacity
- Multiple alarm system for safe and reliable operation
- Glass door with electric heat reduces condensation

EL-RG-16H SMART VERSION

- **Remote Monitoring** of Refrigerator Temperature
- Remote Monitoring of **NIST Certified Probes**
- Remotely Control Set Points
- Use **iOS/Android/Web Portal** to Manage System
- **WiFi** Connectivity



EL-RG-23H

Elite Series 23 cu ft glass door refrigerator



Air Cooling, Auto defrost

Better cabinet temperature uniformity



Adjustable Shelves

The shelves are adjustable to any height and satisfy different requirements.



Five Alarm Functions

High/low temperature, Power failure, Door ajar, Sensor error, Low battery

TECHNICAL DATA

| Voltage(V/Hz) | Power(W) | Temp. range(°C) | Capacity(L/Cu.Ft.) | Net /Gross Weight(Kg) | Shelves/Baskets |
|---------------|----------|-----------------|--------------------|-----------------------|-----------------|
| 115V 60Hz | 490 | 4 ±1 | 608 L / 23 Cu.Ft. | 204/227 | 6/0 |

DIMENSIONS

| Exterior Dimension(mm) | | | Interior Dimension(mm) | | | Packing Dimension(mm) | | | Container Load (sets) | | |
|------------------------|------|--|------------------------|--|------|-----------------------|--|--|-----------------------|--|--|
| W | 780 | | 680 | | 857 | 20'/40'/40'H | | | | | |
| D | 840 | | 620 | | 937 | 12/26/26 | | | | | |
| H | 1960 | | 1400 | | 2097 | | | | | | |

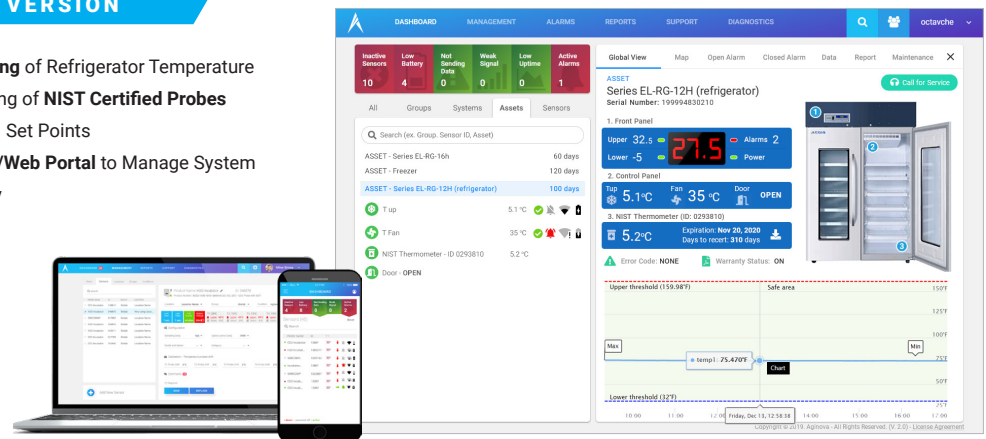
FEATURES

- High efficiency refrigeration system for optimal performance
- Forced-air cooling with internal fan for maximum temperature uniformity and stability
- Cooling fan is permanently lubricated for long life
- Automatic defrost maintains optimum cooling capacity
- Multiple alarm system for safe and reliable operation
- Glass door with electric heat reduces condensation



EL-RG-23H SMART VERSION

- **Remote Monitoring** of Refrigerator Temperature
- Remote Monitoring of **NIST Certified Probes**
- Remotely Control Set Points
- Use **iOS/Android/Web Portal** to Manage System
- **WiFi** Connectivity



EL-RG-49H

Elite Series 49 cu ft glass door refrigerator



Air Cooling, Auto defrost

Better cabinet temperature uniformity



Adjustable Shelves

The shelves are adjustable to any height and satisfy different requirements.



Five Alarm Functions

High/low temperature, Power failure, Door ajar, Sensor error, Low battery



TECHNICAL DATA

| Voltage(V/Hz) | Power(W) | Temp. range(°C) | Capacity(L/Cu.Ft.) | Net /Gross Weight(Kg) | Shelves/Baskets |
|---------------|----------|-----------------|--------------------|-----------------------|-----------------|
| 220V 50Hz | 850 | 4 ±1.5 | 1308 L / 49 Cu.Ft. | 310/360 | 12/0 |

DIMENSIONS

| | Exterior Dimension(mm) | Interior Dimension(mm) | Packing Dimension(mm) |
|---|------------------------|------------------------|-----------------------|
| W | 1400 | 1320 | 1600 |
| D | 875 | 700 | 1010 |
| H | 1980 | 1500 | 2100 |

FEATURES

- High efficiency refrigeration system for optimal performance
- Forced-air cooling with internal fan for maximum temperature uniformity and stability
- Cooling fan is permanently lubricated for long life
- Automatic defrost maintains optimum cooling capacity
- Multiple alarm system for safe and reliable operation
- Glass door with electric heat reduces condensation

EL-RG-49H SMART VERSION

- **Remote Monitoring** of Refrigerator Temperature
- Remote Monitoring of **NIST Certified Probes**
- Remotely Control Set Points
- Use **iOS/Android/Web Portal** to Manage System
- **WiFi** Connectivity

